



Alissa Smith, Hoosier Academy

# **USING LITERACY FAIRS TO BUILD READING COMPREHENSION**

# Summary



## Abstract

Learn how to host a literacy fair (similar to a science fair) to awaken your students' passion for reading and facilitate project based learning in a virtual setting. Literacy Fairs are a simple way to practice higher order thinking skills and move to the 'create' level of Bloom's Taxonomy. Novel projects have become a great alternative to the typical book report or assessment. Learn how to encourage students to engage in a novel project or author study to apply their comprehension and presentation skills. They are a great way to inspire a love for reading in your classroom and build community in the virtual setting.

## Learning Objectives

Participants will learn how to

- create a hook and set up a literacy fair to engage students in a passion project about a book or author of their choosing.
- guide students and learning coaches through creating their novel/literature project at home.
- set up the literacy fair in a Collaborate session to allow students to display their work and build classroom community.

# Presenter: Alissa Smith




That's me!

About me



I have been teaching at Hoosier Academy for 6 years. I have taught, K, 1, 3 and 4 in the virtual setting and I am currently teaching third grade. I love to read and I hope to share that passion with my students. In my spare time I am often doing something creative. You can often find me covered in craft glue and glitter with a Diet Coke in hand.



Cappie-Background Barker



Promising Practices Poster Session

Diet Coke!

# Background



- My first Literacy Fair was in 2013 with my k/1 classroom. The theme was Dr. Seuss. We held a literacy fair after school and then held a Collaborate session to share our work with our virtual friends.
- We held the fair to wrap up National Literacy Month (March) and celebrate that we were readers.
- In 2014, I held my first all virtual literacy fair.

Watch it here:





**Why Yes! Yes it's True!**

## Miss Smith is having a Literacy Fair!

We teach our students to read lots of books that take them away,  
But we never celebrate reading, so this is the DAY!  
Just pick out your favorite Dr. Seuss book,  
Then pick a project, a costume or a look!  
Teach our class all the new things that you know,  
And show them all the fun places you can go!  
Make your book project whatever you please,  
And bring it to the Learning Center on March 19th, at 30 after 3.  
We'd love, love to see you there—imagine all the things we will share!  
Ask your teacher more if you care!



# What exactly is a literacy fair?



Picture your elementary school science fair. Now imagine that all of those projects are centered around books instead of science.

*Now, you have a literacy fair.*

**Students can participate in the literacy to:**

- Respond to novels
- Conduct an author study
- Compare stories
- Embrace a character
- Research a topic



The possibilities are endless! You can make this open ended or specify your requirements.



Move to the  
**Creating and Evaluating**  
level of Bloom's

Higher Order Thinking Skills	
Evaluation	Creating
Synthesis	Evaluating
Analysis	Analyzing
Application	Applying
Comprehension	Understanding
Knowledge	Remembering
<b>Original Bloom's Taxonomy (1956)</b>	<b>Revised Bloom's Taxonomy (1995-2000)</b>
Lower Order Thinking Skills	



# Bloom's Taxonomy-Evaluating



Present and defend opinions by making judgments about information, validity of ideas, or quality of work based on a set of criteria.

- Agree • **Appraise** • **Assess** • **Award** • Choose • **Compare** • **Conclude** • Criteria • **Criticize** • **Decide** • Deduct • **Defend** • **Determine** • Disprove • Estimate • **Evaluate** • **Explain** • **Importance** • **Influence** • **Interpret** • **Judge** • Justify • Mark • Measure • **Opinion** • Perceive • **Prioritize** • **Prove** • Rate • **Recommend** • Rule on • **Select** • **Support** • Value



# Bloom's Taxonomy-Creating



Compile information together in a different way by combining elements in a new pattern or proposing alternative solutions.

Adapt • **Build** • Change • Choose • Combine • **Compile** • **Compose** • **Construct** • **Create** • Delete • **Design** • **Develop** • **Discuss** • **Elaborate** • Estimate • Formulate • Happen • **Imagine** • **Improve** • **Invent** • Make up • Maximize • Minimize • Modify • Original • Originate • **Plan** • Predict • Propose • Solution • **Solve** • Suppose • Test • Theory

# Literacy Fair Examples



Check out these TLAC examples from past literacy fairs.



## The Hook Sample:

We created a fun video get the students excited.

## Name the Steps:

I explain the project each year in a video with minimal written directions to avoid overwhelm.

## The J Factor:

Bob Shea, the author, commented on this student's project, shared it on twitter, and sent her a card.

This is the card he sent her!



Promising Practices Poster Session



# Now, where do I get started?



This can be as simple or complex as you want it.

- In Kinder, the students did the project for the joy of learning. Older students can complete it for extra credit, novel unit assessments, prizes, or in a club.
- One year, we focused on Dr. Seuss as an author study, the next year I asked the students to present their favorite book. Find a theme that fits your classroom.
- This year, for my third graders, I will include a rubric and some simple, short guidelines.

Decide how in depth you want to go and break up the steps.





# Getting Started



**Communicate your deadlines and expectations to families. Include dates for:**



## **Project proposals-**

You can get a head count of who is interested and make sure the student is challenging him/herself. Due 2-3 weeks before.

## **Project submissions**

Due one week before. This allows you time to put your PowerPoint together to present the students' work.

## **The Literacy Fair**

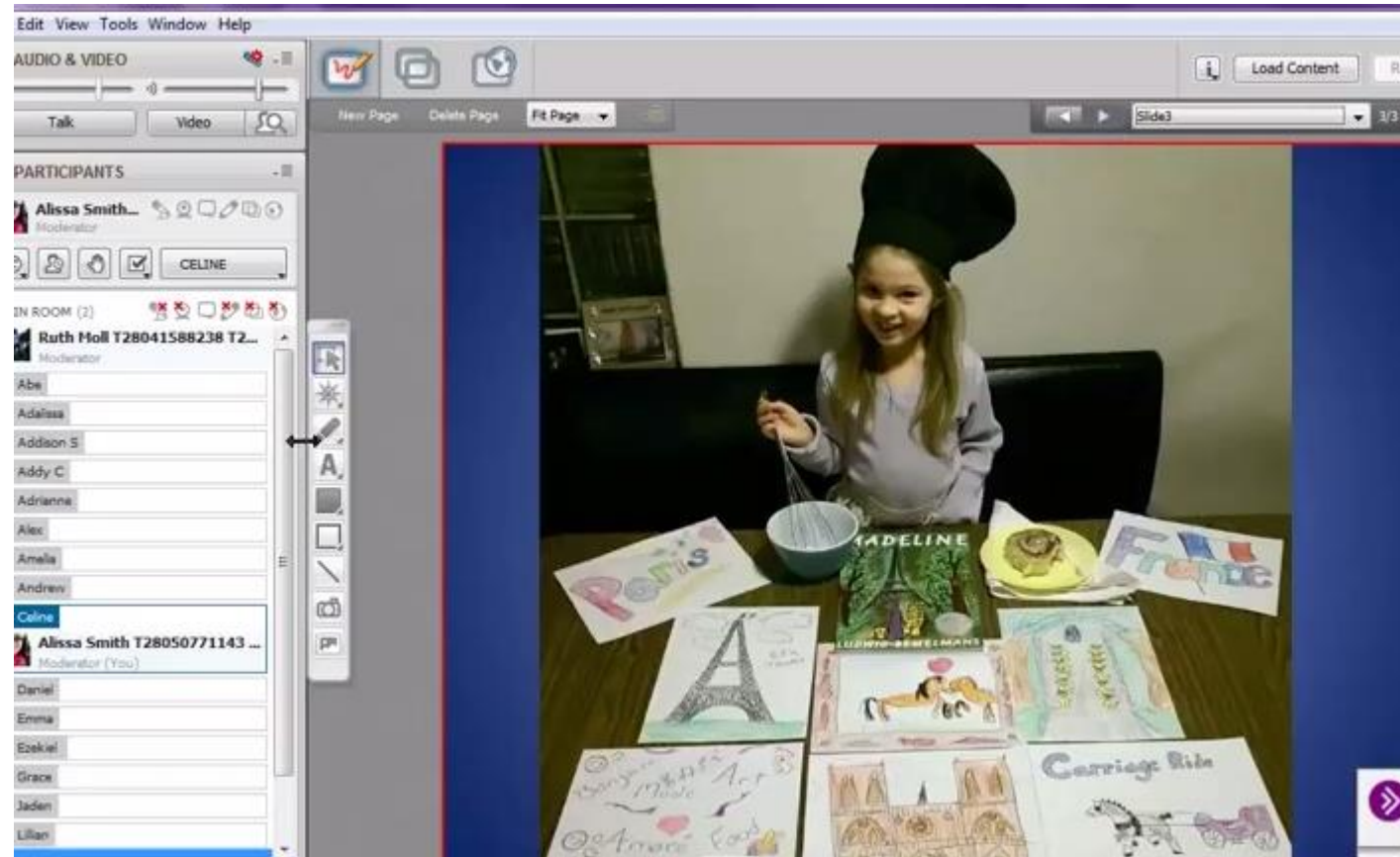
Look for details on the next few slides.



# The Main Event



1. Go to [tinyurl.com](https://tinyurl.com) to create a shortened, personalized link for your Literacy Fair.
  - This allows students to invite family and other classes and school personnel can stop by.
2. Create a breakout room for each project. Load your PowerPoints, pictures and links to the pages.
3. Allow people to 'roam' the pages and move themselves to breakout rooms..

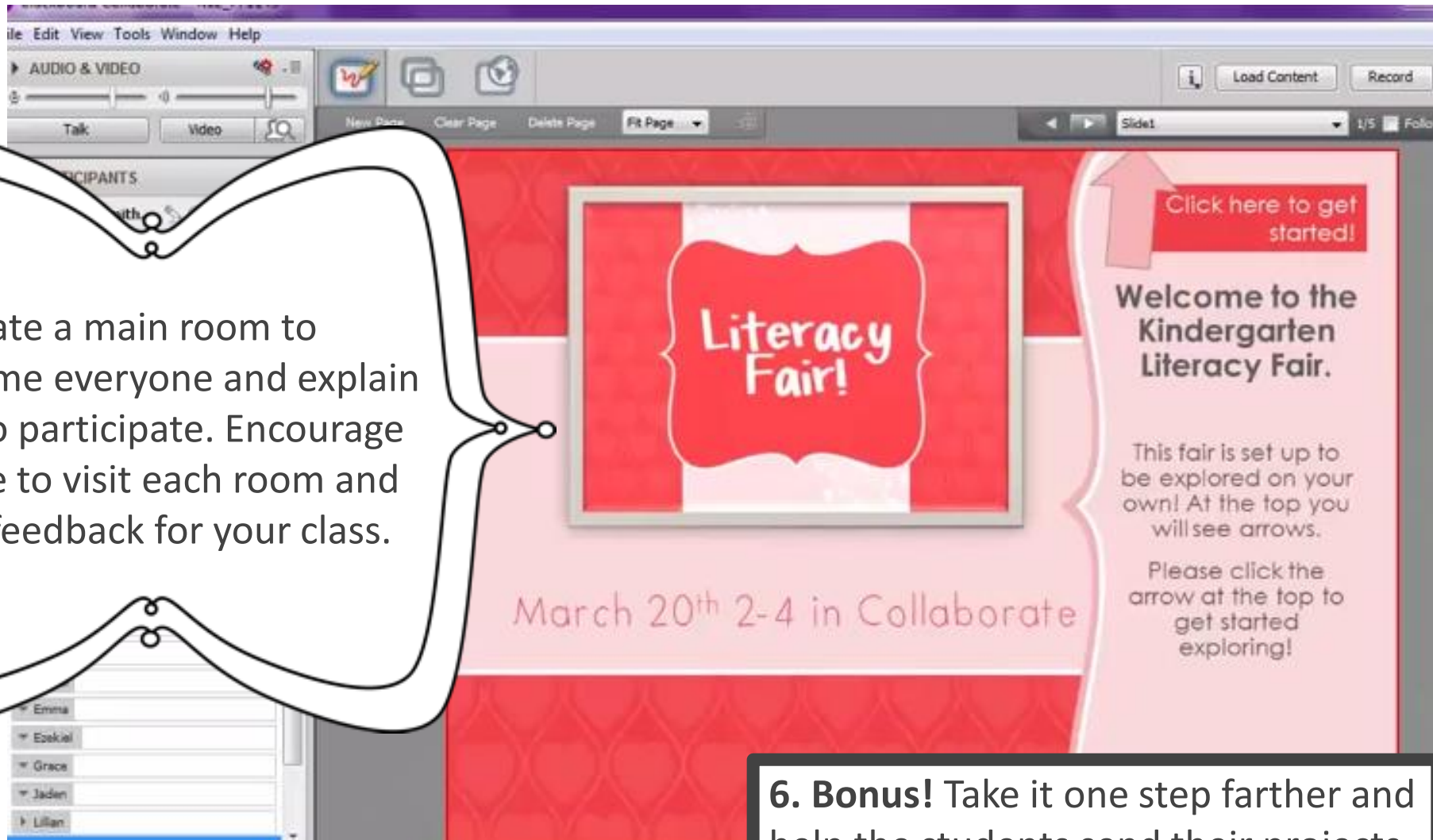


Promising Practices Poster Session

# The Main Event (Continued)



5. Create a main room to welcome everyone and explain how to participate. Encourage people to visit each room and leave feedback for your class.



**6. Bonus!** Take it one step farther and help the students send their projects to the authors or publishers.

# Conclusion



Holding the Literacy Fair each year has been my favorite event. I have found that it really builds classroom community and the students enjoyed getting to dig deeper into a topic they are passionate about. I look forward to holding the event this year with my third graders. I have shared my personal experiences with this celebration of learning and I hope you can bring it to your classroom and make it your own.

Good luck!

*Deeper learning is simply what highly effective educators have always provided: the delivery of rich core content to students in innovative ways that allow them to learn and then apply what they have learned.*

- Alliance for Excellent Education

# References & Resources



- Bloom's Taxonomy Pictures and info:
  - <http://online.unl.edu/learning-with-us/why-unl/in-the-news/how-ipad-supports-students.aspx>
  - [http://www.apu.edu/live\\_data/files/333/blooms\\_taxonomy\\_action\\_verbs.pdf](http://www.apu.edu/live_data/files/333/blooms_taxonomy_action_verbs.pdf)
- Project Based Learning
  - <http://www.edutopia.org/project-based-learning-guide-importance>
- Teach like a Champion
  - <http://teachlikeachampion.com/>
- URL Shortener
  - <http://www.tinyurl.com>
- Alliance for Excellent Education Quote
  - <http://all4ed.org/>
- Graphics by MyCuteGraphics
  - <http://www.mycutegraphics.com/>



# Contact Information



Alissa Smith

Hoosier Academy



Twitter

Thank you for your time and interest in this session. Should you have any questions, please don't hesitate to contact me. ♥

# Comments



*Please leave comments for the author below.*