

Response to Intervention

With i>clickers

By: Renae Cotner, Lauren Lampert,
Zach Runyan, and Elizabeth Wood

How many tiers are in Response to Intervention?

A) 1

B) 5

C) 3

D) 4

Does RTI only work with students with disabilities?

A) Yes

B) No

Can students move back and forth between the intervention system?

A) Yes

B) No

How is a student's Response to Intervention measured?

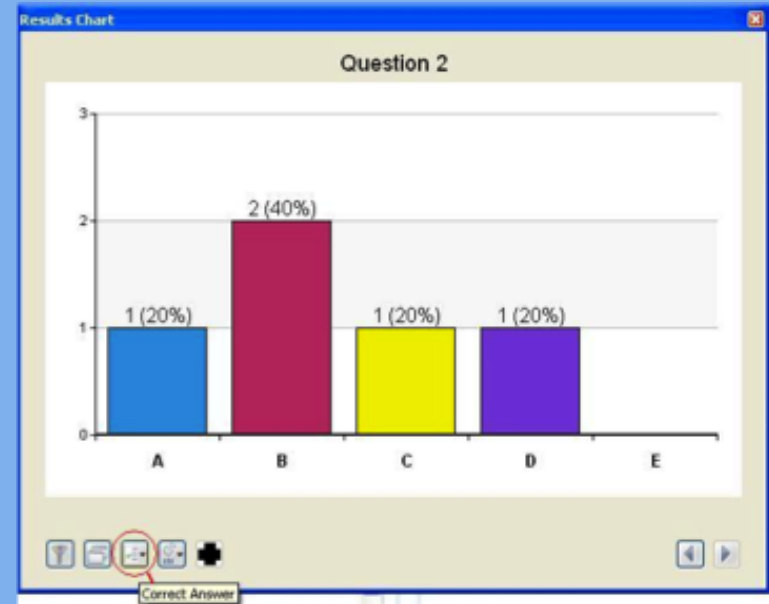
A) Progress Monitoring

B) Notes taken by a teacher about the student

C) The student's personal opinion on his or her own progress

Using i>clicker for Students

- Instructors ask students questions through any presentation application
- Students answer questions with remotes or a smart device
- Instructors can display in real time by using graphs



Remotes



Original i>clicker



i>clicker+



i>clicker 2

What is RTI?

- Response to Intervention
 - Early identification and support
 - Progress monitored
 - Students who are struggling
 - Services provided by...
 - 3 Tiers

What does RTI stand for?

A) Required Testing Initiation

B) Response to Intervention

C) Recognizing Troubled Individuals

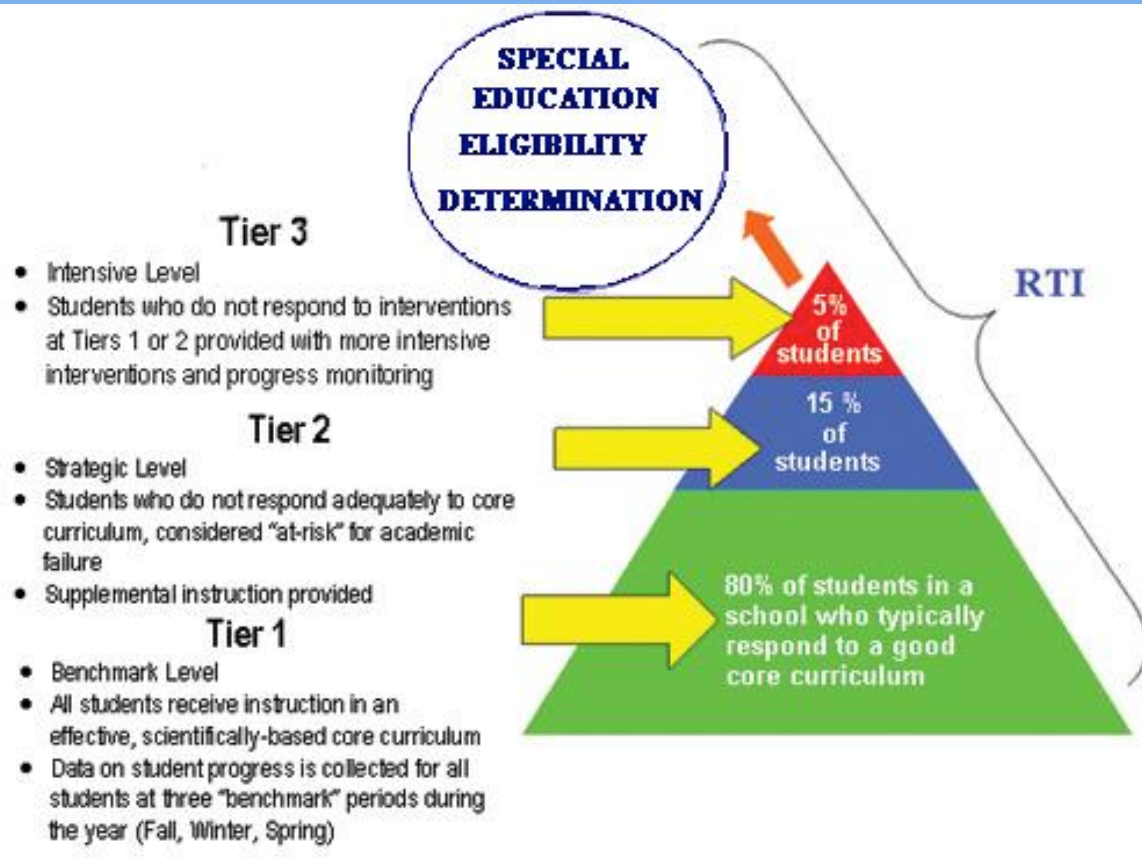
True or False:

Those individuals who provide students with RTI services include general education teachers, special education teachers, and specialists.

A) True

B) False

3 Tiers



Tier 3

Intensive Intervention

Tier 2

Targeted Intervention

Tier 1

Group Interventions



What percentage of students are in Tier 3 of the RTI tiers?

A) 15%

B) 5%

C) 85%

True or False:

Students in Tier 2 only receive Tier 2 instruction?

A) True

B) False

Activity

- Student Profiles

Strategies for Implementing 3 Tiers

- Tier 1
 - Give direct instruction
 - Provide feedback
 - State the goal or objective
- Tier 2
 - Pinpoint what student needs
 - Provide students with more opportunities for practice

Strategies for Implementing 3 Tiers

- Tier 3
 - Instruction based on learning styles
 - Small group
 - Teacher act as a model

Keys to Success of Implementation

- Choose and implement interventions
- Monitor student's progress
 - Curriculum
 - Intervention
- Determine intensity of support that student needs

What are two ways teachers can monitor a student's progress?

A) Curriculum and intervention

B) Data and spreadsheets

C) Examination and curriculum

How do teachers determine the intensity of support that students need?


- A) Clear identification of the intended goal of the system
- B) Universal screening measure for the targeted domains
- C) Both of the above answers are correct**

Using i>clicker for Instructors


- Helps instructors gauge students understandings of important concepts
- Can be used to take attendance in a large lecture classroom setting
- Offers students immediate feedback
- Instructors can assign points to ask questions that can be transferred to the grade book using igrader

i>clicker and Spreadsheets


- Reports can be generated into spreadsheets using igrader which is a different software from i>clicker




Settings



Reports



Export



Sync

Name	Course Average	Course Total
Possible Points		10.00
Average Points		8.29
Average %		82.9%
#45dd3931	90%	9.00
Fritz, Kathryn	70%	7.00
Hernandez, Nina	80%	8.00

Resources

Bradfield, T. (2014). What are the keys to successfully implementing RTI in my Early Childhood Classroom(s)?

Retrieved November 3, 2014, from

<http://www.myigdis.com/learn-more/ask-the-researcher/what-are-the-keys-to-successfully-implementing-rti-in-my-early-childhood-classrooms/>

Kirkpatrick, S. (2014). Effective RTI Strategies for Teachers. Retrieved November 3, 2014, from

<http://www.specialeducationguide.com/pre-k-12/response-to-intervention/effective-rti-strategies-for-teachers/>

Mellard, D. (2014). Responsiveness to Intervention: Implementation in Schools. Retrieved November 3, 2014, from

<http://www.greatschools.org/special-education/LD-ADHD/938-responsiveness-to-intervention-implementation.gs>

What is RTI? (2014). Retrieved November 3, 2014, from

<http://www.rtinetwork.org/learn/what/whatisrti>